



## Residents of Hawaii without Health Insurance

Every year, the U.S. Census Bureau—in its Current Population Survey (CPS)—reports the number of people who are uninsured. This widely quoted number is intended to offer an estimate of how many people did not have any type of health insurance at any point in time during the previous calendar year.

There are many people, however, who are uninsured for a portion of a year but not for the entire year. Though these individuals may suffer severe consequences to their health and their economic well-being as a result of being uninsured, they are not included in the Census Bureau's number.



In March 2009, Families USA released a new report, *Americans at Risk: One in Three Uninsured*, which was designed to provide a comprehensive picture of how many Americans were directly affected by the lack of health coverage in 2007-2008. That report contains national data, as well as a detailed discussion of the methodology, and it is available online at [www.familiesusa.org](http://www.familiesusa.org). This fact sheet presents new state-specific data that mirror the national data in *Americans at Risk*.

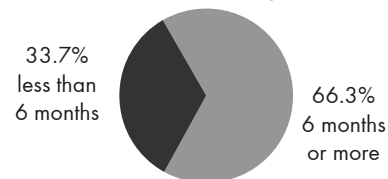
### Non-Elderly Residents of Hawaii Without Health Insurance In 2007-2008

- More than one out of four people (27.1 percent) in Hawaii under the age of 65 went without health insurance for all or part of the two-year period 2007-2008 (see chart).
- Of the 294,000 uninsured residents of Hawaii, two-thirds (66.3 percent) went without health coverage for six months or longer during this period.

#### Likelihood of Residents of Hawaii under Age 65 Being Uninsured during 2007-2008

State Population <65	1,084,000
Number Uninsured	294,000
Percent Uninsured	27.1%

#### Likelihood of Uninsured Residents of Hawaii Under Age 65 Remaining Uninsured for Six Or More Months during 2007-2008



## Hawaii's Communities of Color Without Health Insurance

- People of racial and ethnic minorities are more likely to go without health insurance than white. In Hawaii, 38.4 percent of Hispanics/Latinos and 27.5 percent of “other” ethnic minorities were uninsured, compared to 21.9 percent of whites. (Due to the small sample size, data on African Americans in Hawaii are not reportable.)
- While in most states whites make up the largest category of uninsured people, that is not the case in Hawaii, where “other” ethnic minorities made up the largest category (73.9 percent) of people under the age of 65 without health insurance for all or part of the two-year period.
- The category of “other” is composed of individuals who identify themselves as American Indian, Aleut or Eskimo, Asian or Pacific Islander, or who identify themselves as a member of more than one group (e.g., white-black, white-Asian, black-Asian).

## Working Residents of Hawaii Without Health Insurance

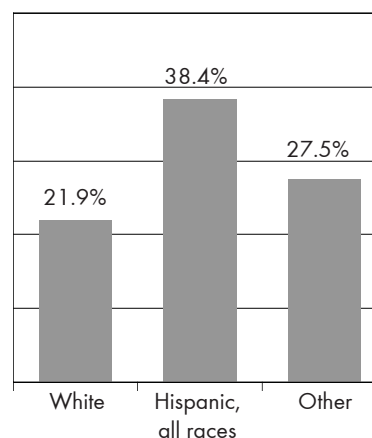
- Most uninsured residents of Hawaii (83.3 percent) are members of working families.
- The remaining 16.7 percent of uninsured residents of Hawaii who were not working were either actively searching for employment or were not in the labor force because they were disabled, chronically ill, family caregivers, or not looking for employment for other reasons.

Likelihood of Residents of Hawaii under Age 65 Being Uninsured during 2007-2008, by Race and Hispanic Origin

Race and Hispanic Origin	Total Number	Number Uninsured	Percent of Subgroup Uninsured
White	191,000	42,000	21.9%
African American	*	*	*
Hispanic, all races	76,000	29,000	38.4%
Other	788,000	217,000	27.5%

\* Due to small sample size, data not reportable.

Percent Uninsured during 2007-2008, By Race and Hispanic Origin

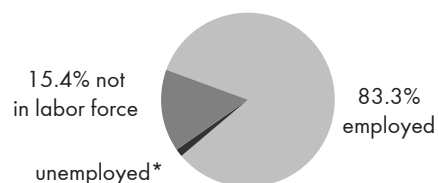


Employment Status of Uninsured Residents of Hawaii Under Age 65 during 2007-2008

	Employed (full- or part-time)	Unemployed (seeking work)	Not in Labor Force
Number	244,000	*	45,000
Percent	83.3%	*	15.4%

\* Due to small sample size, data not reportable.

Family Employment Status of Uninsured



\* Due to small sample size, data not reportable.

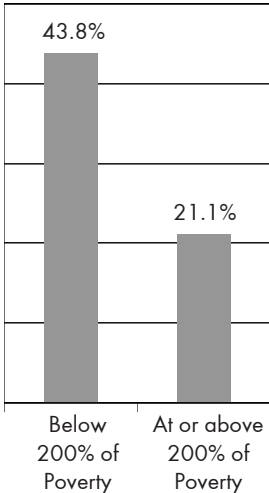
### Low-Income Residents of Hawaii Without Health Insurance

- Families in Hawaii with incomes below 200 percent of the federal poverty level (\$23,920 a year for a single adult and \$40,480 a year for a family of three in 2008) were much more likely to be uninsured than families with incomes at or above 200 percent of poverty.

**Likelihood of Residents of Hawaii under Age 65 Being Uninsured during 2007-2008, by Income Level**

Income (as percent of federal poverty level)	Population	Number Uninsured	Percent of Income Group Uninsured
Income below 200% of Poverty	286,000	125,000	43.8%
Income at or above 200% of Poverty	799,000	168,000	21.1%

Percent Uninsured during 2007-2008, by Income



*These state fact sheets are available online at  
[www.familiesusa.org](http://www.familiesusa.org).*



1201 New York Avenue NW, Suite 1100 ■ Washington, DC 20005  
Phone: 202-628-3030 ■ E-mail: [info@familiesusa.org](mailto:info@familiesusa.org)  
[www.familiesusa.org](http://www.familiesusa.org)